

# QV Equities Ltd (QVE)

## Capital Raising

February 2017



**IML** INVESTORS  
MUTUAL LTD

# QV Equities Limited

---

- Managed by Investors Mutual
- Focused on Ex-20 stocks
- Listed 22 August 2014
- Experienced Board with independent majority
- Focus on long-term capital growth & income

## About IML

---

- Boutique manager established in 1998
- Disciplined 'true to label' value style
- Large investment team with experienced leadership
- Consistent performance over 18 years
- Over \$7bn FUM - large retail following

## Retail investor needs:

---

- Capital preservation
- Reasonable capital growth
- Income focused

## **Investment Philosophy: focus on quality**

---

We seek to buy and own:

Companies with a **competitive advantage**,

with **recurring earnings**,

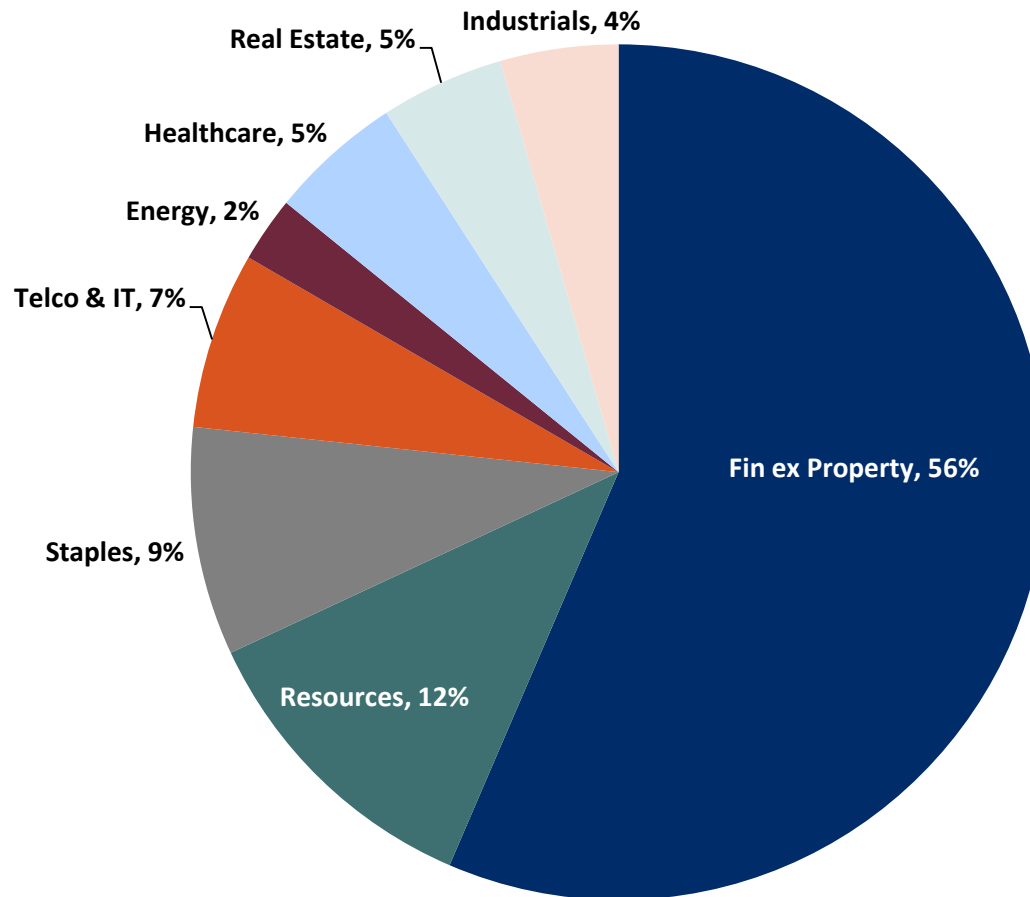
run by **capable management**,

that can **grow**,

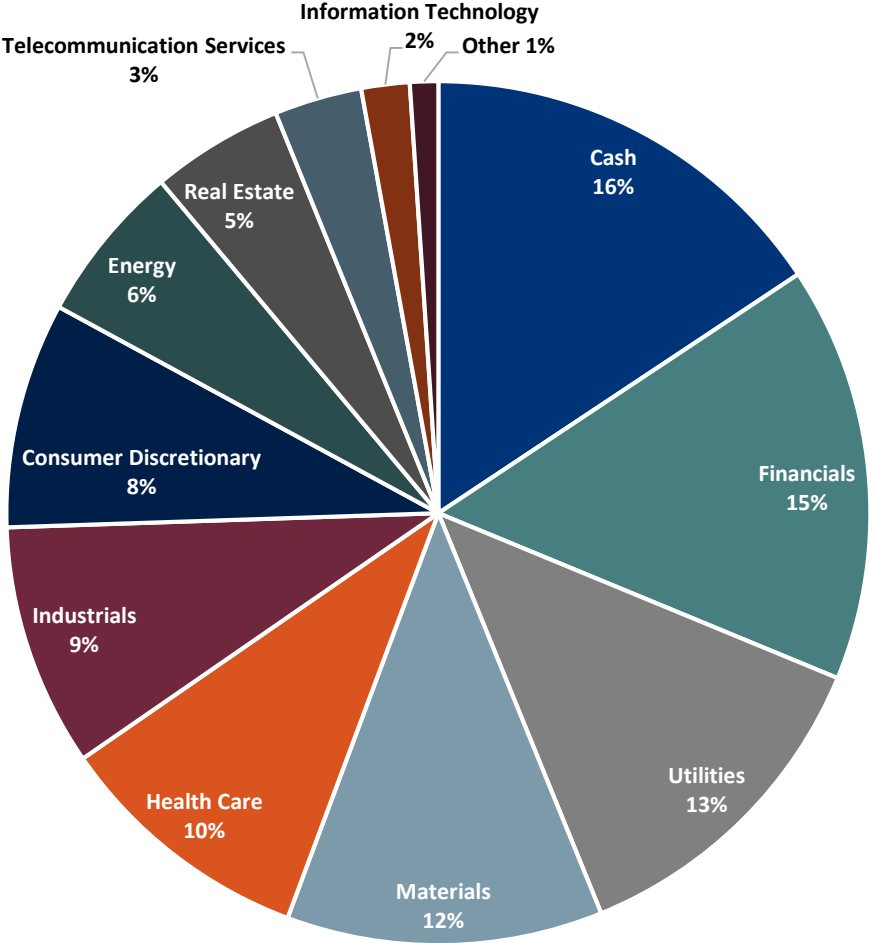
.....at a **reasonable price**.

# ASX 20 – dominated by two key sectors

---



# QVE Portfolio Weights – as at 24 February 2017



## **Why focus on an Ex 20 managed portfolio?**

---

- More diverse entities in terms of market capitalisation and industry sectors
- Less researched opportunities
- Clients typically underweight in this segment
- Solid yields on offer
- IML has a long record of significant value add in this segment



## Earnings growth that is 'self' generated

---

Cost-outs & restructuring →	Cabcharge
Acquisitions →	Pact Group
Contracted growth →	Ausnet Spark Infrastructure
Market share gains →	Ansell

## QVE portfolio activity- Recent buys:

---

Recent buys
Ansell
Mayne Pharma
Amcor
Sky City
Spark Infrastructure
Tox Free Solutions

## QVE portfolio activity- Part profits taken on:

---

Part profits taken on:
Fletcher Building
AGL Energy
Pinnacle
GWA
Steadfast

## QV Equities Top 10

---

KEY EQUITY INVESTMENTS	ASX Code	Weight
Bank of Queensland	BOQ	3.7%
Steadfast	SDF	3.5%
Sonic Healthcare	SHL	3.2%
Tox Free Solutions	TOX	3.2%
Fletcher Building	FBU	3.1%
Pact Group	PGH	3.0%
Ansell	ANN	2.9%
Orica	ORI	2.9%
Amcor	AMC	2.9%
AGL Energy	AGL	2.8%

# QVE Performance & NTA – January 2017

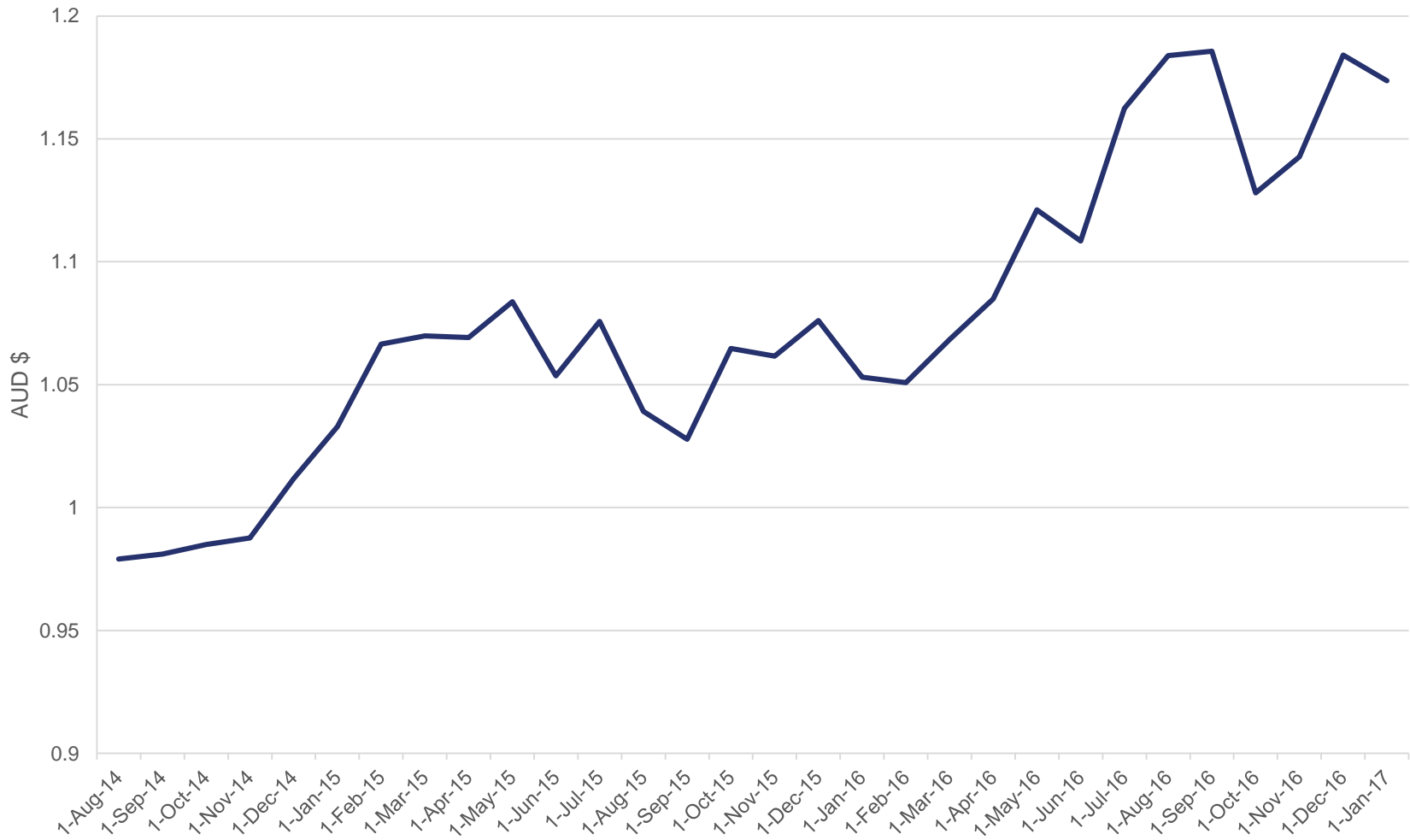
NET TANGIBLE ASSETS (NTA)*	QVE-ASX
NTA before tax	1.1736
NTA after tax	1.1220

PERFORMANCE	QVE's NTA (pre tax)	QVE's NTA (after tax)	BENCHMARK **
1 Month	-0.9%	-0.6%	-1.1%
3 Months	+4.0%	+3.1%	+3.7%
6 Months	+2.6%	+2.8%	-1.7%
1 Year	+14.8%	+12.1%	+19.6%
Since Inception Total Return p.a	+9.9%	+8.0%	+8.9%

\*The before and after tax NTA numbers relate to the provision for tax on net profit in addition to deferred tax on the un-realised gains in the Company's investment portfolio. The Company is a long term investor and does not intend disposing of its total portfolio. Under current Accounting standards, the Company is required to provide for tax on any gains that might arise on such a theoretical disposal, after utilisation of brought forward losses.

\*\* S&P/ASX 300 Accumulation Index, excluding the S&P/ASX 20 Index

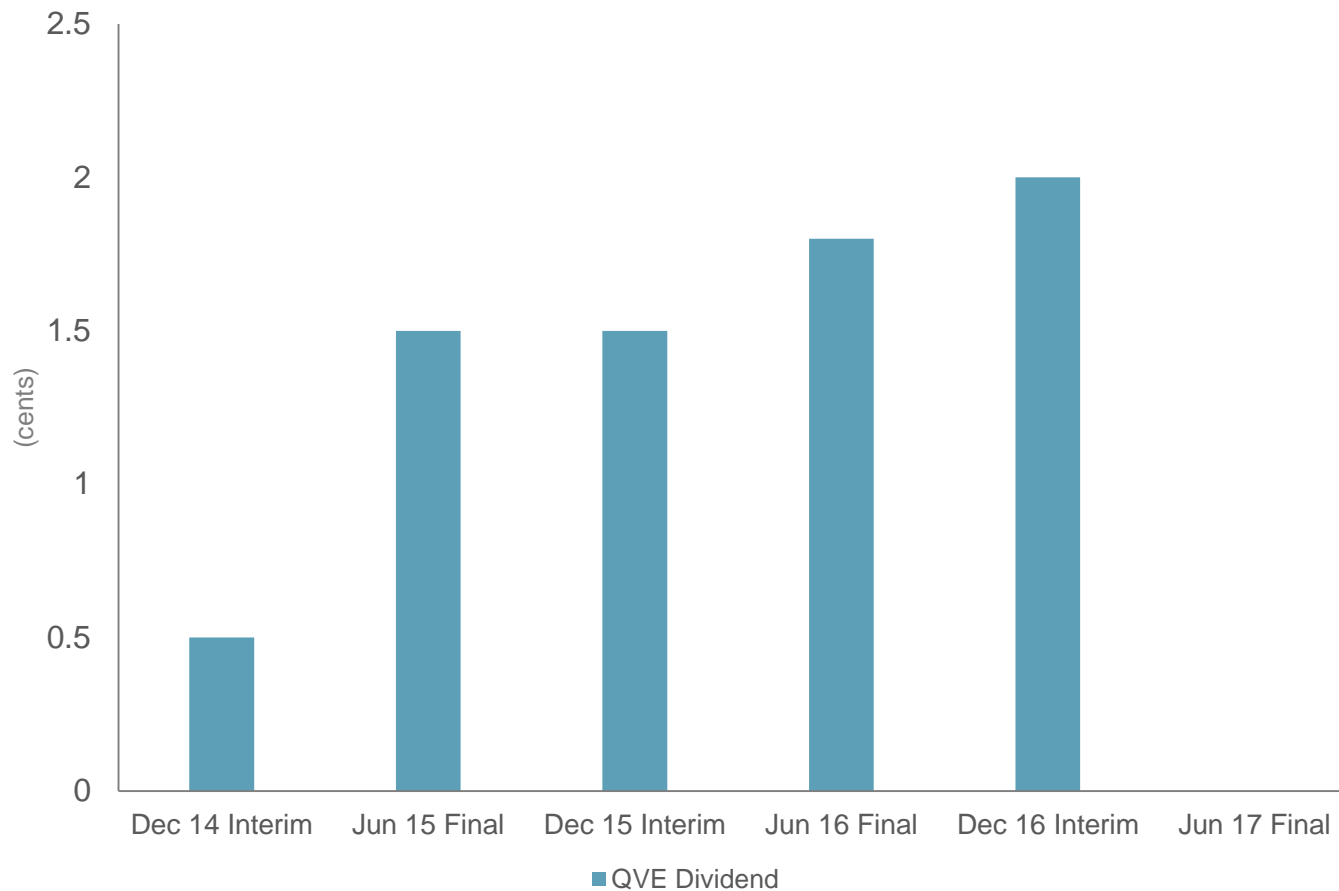
# QVE historical NTA



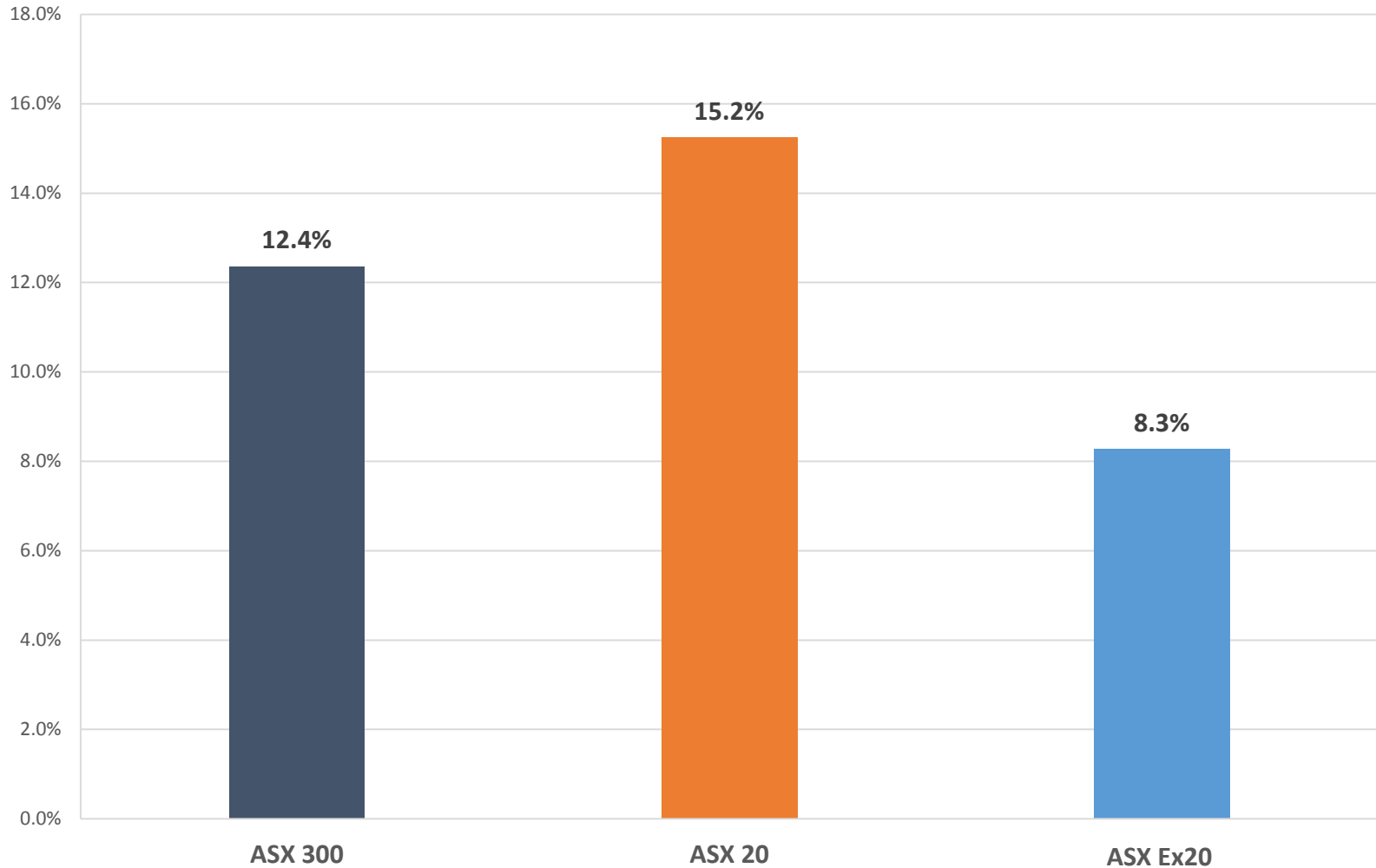
## QVE Interim dividend history

---

- Looking to deliver a growing and consistent *fully franked dividend*



# Market returns since Trump election 2016: ASX Ex20 lagging top 20 names





## Market returns since Trump election 2016: ASX Ex 20 lagging top 20 names

---

S&P/ASX 20		S&P/ASX Ex 20	
Total Return:	+15.2%	Total Return:	+8.3%

Top 20 Performance driven by:		Laggards within the ex20:	
NAB:	+23.7%	Ansell:	-1.5%
CBA:	+19.9%	Amcor:	+0.8%
BHP:	+11.1%	GWA:	+1.7%
Rio:	+20.1%	Mayne Pharma:	-4.5%
CSL:	+21.2%	Sonic Healthcare:	+4.6%

# Capital Raising: Key Metrics

---

## QV Equities Limited

### ASX Code

ASX: QVE

### Placement

Placement to professional and sophisticated clients

- Placement issue price: \$1.22 per share
- Placement to raise capital up to \$35m

### Share Purchase Plan

Share Purchase Plan (SPP) to eligible shareholders at the record date

- Each Shareholder may subscribe for up to: \$15,000 of fully paid ordinary shares
- SPP issue price: \$1.22 per share
- SPP to raise capital up to \$35m

# Capital Raising: Key Dates

---

Proposed Key Dates	Activity
28 Feb - 1 March	Trading Halt
1 March	Record Date for SPP
2 March	Recommence trading, announce Placement results and SPP
7 March	SPP Open Date and SPP Booklets despatched
20 March	Placement settles
21 March	Commencement of trading of Placement shares
24 March	SPP Close Date
10 April	Commencement of trading of SPP shares

## Market Outlook: where are we today?

---

- Earnings environment remains mixed
- Rally on Trump optimism
- Banks & Resource stocks have been strongly rerated
- Stock selection remains key
- Opportunities exist in the Ex 20

# DISCLAIMER

---

*QV Equities Limited ACN 169 154 858 (QVE) has prepared the information in this presentation. This presentation has been prepared for the purposes of providing general information only and does not constitute an offer, solicitation or recommendation with respect to the purchase or sale of any securities in QVE nor does it constitute financial product or investment advice nor take into account your investment objectives, taxation situation, financial situation or needs. An investor must not act on the basis of any matter contained in this announcement in making an investment decision but must make its own assessment of QVE, conduct its own investigations and analysis, and seek independent financial, taxation and legal advice. Past performance is not a reliable indicator of future performance. QVE is an Authorised Representative of Investors Mutual Limited (AFSL Number 229988)*

*QVE, its directors, employees and consultants do not warrant the accuracy, reliability or completeness of information contained in the presentation and, to the extent permitted by law, accept no responsibility for any loss or damage arising in any way (whether arising in contract, or tort or negligence or otherwise) from any representation, error or omission in the information or from any resulting loss or damage (whether direct, indirect, consequential or otherwise) suffered by the recipient of this material or any other person. The information provided within the presentation is not intended to be a complete description of matters described.*

*Usage and linking to the QVE presentation is at the users own risk. QVE will not be liable for any loss or damage from any cause (including negligence) to a users system or presentation, or to people linking to QVE from a users presentation, caused by or in connection with the use of or a link to the QVE presentation. Any such loss or damage is at the responsibility of the user. QVE advises users to take their own precautions in relation to protecting their system or presentation from viruses or malfunction.*

*Copyright in the information contained in this presentation is owned by QVE. Use of this information or reproduction of it in any form is allowed for personal use only. Without limiting the generality of the foregoing, QVE does not permit reproductions of its material in other presentations in conjunction with advertising, trademarks, logos on material of other financial planners or competitors without the express written permission of QVE.*

*All currency references are references to Australian dollars (unless otherwise specified) and any reference to law is to the law of Australia.*